

# Elegra™ Argon Humidifier

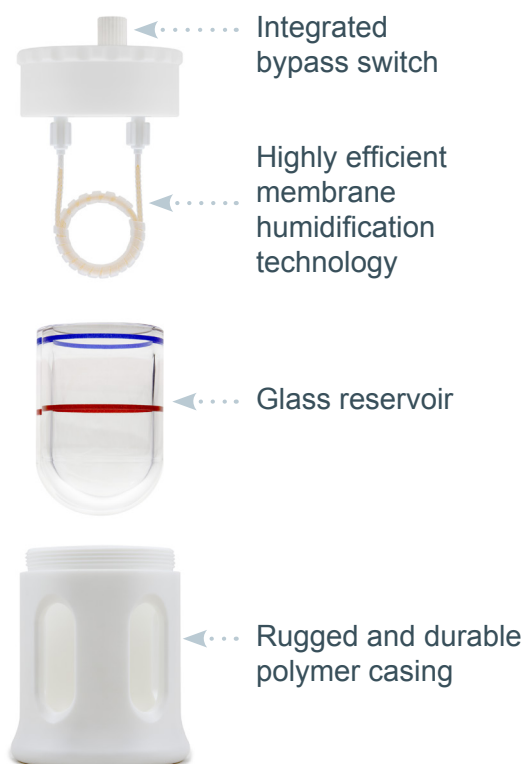
An Argon Humidifier is commonly used in ICP analyses involving samples with high concentrations of dissolved solids. It helps to alleviate salt deposits in the nebulizer and torch injector, allowing uninterrupted and maintenance-free operation.

## Simple Installation

- Easy to install.
- Metal-free ratchet style fittings.
- Customized gas connection for each ICP model.
- Fits easily near the nebulizer.

## The benefits of the Elegra Argon Humidifier

- Compact, cost-effective design.
- No heating or electric power required.
- Non-pressurized water reservoir.
- Highly efficient membrane humidification technology.
- Improved signal stability for samples with high TDS.
- Simple to use and maintain.
- Facilitates long, uninterrupted run times.
- An easy-to-use bypass switch allows you to take the Elegra off-line without disconnecting argon lines. (Not available with Elegra Dual)
- Inert metal-free construction eliminates possibility of contamination.
- Rugged and durable polymer casing.
- Maximum and minimum fill marks ensure that you are always operating under optimum conditions.
- Elegra Dual two-channel configuration available for ICP-MS instruments using auxiliary argon.
- Compatible with all ICP-OES and ICP-MS models.



**GLASS EXPANSION**  
Quality By Design

### Asia Pacific

6 Central Boulevard,  
Port Melbourne, Vic 3207,  
Australia  
(61) 3 9320 1111  
enquiries@geicp.com

### Americas

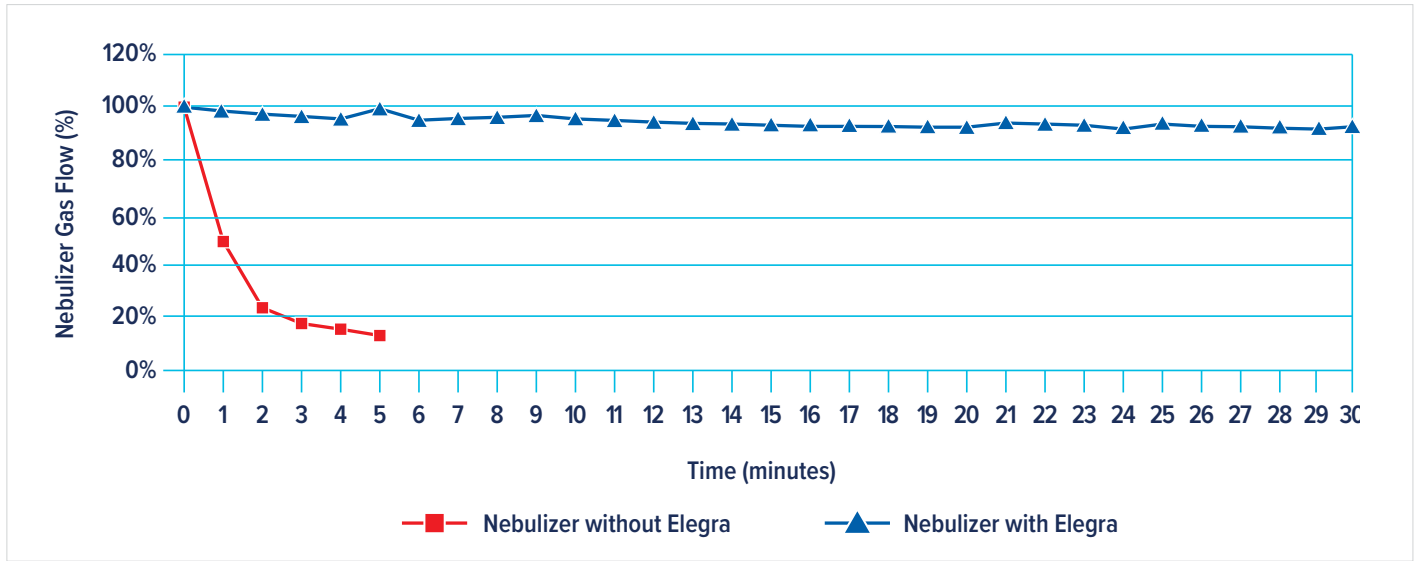
31 Jonathan Bourne Drive,  
Unit 7 Pocasset, MA 02559,  
USA  
508 563 1800  
geusa@geicp.com

### Europe

Friedenbachstrasse 9,  
35781 Weilburg,  
Germany  
+49 6471 3778517  
gegmbh@geicp.com

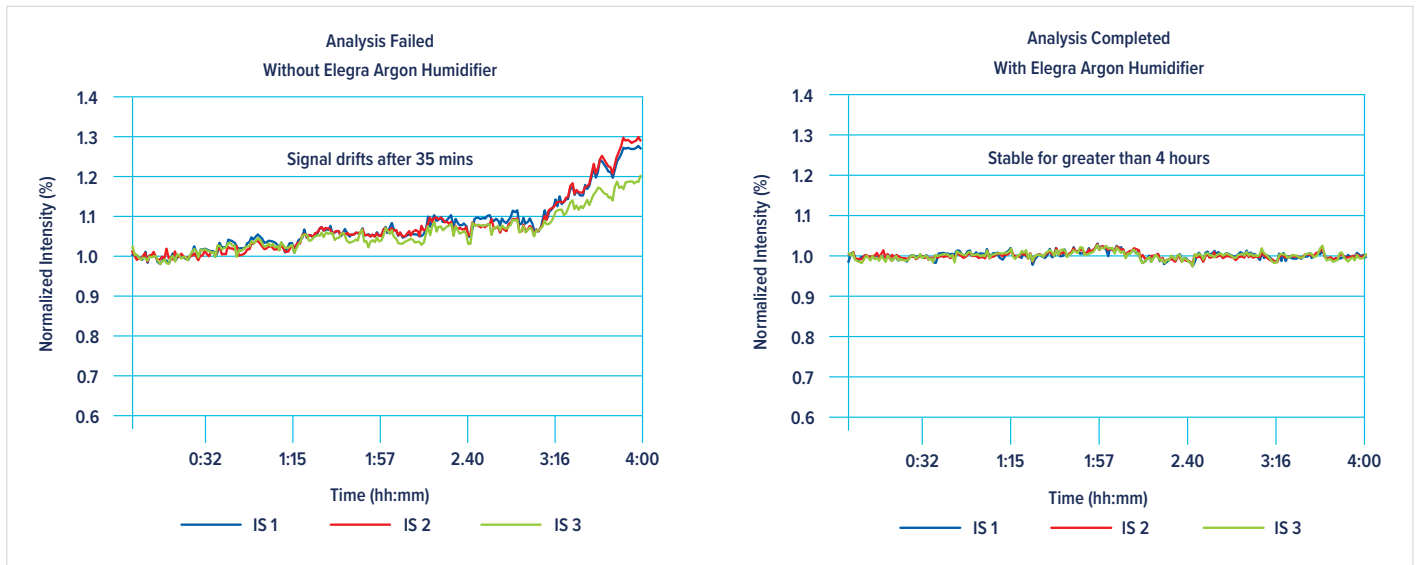
# Advantages of the Elegra™ Argon Humidifier

## High Salt Stress Test



The graph above is the result of an extreme test, aspirating a 25% salt solution continuously without rinsing. Without the Elegra, the nebulizer begins to clog after only a few minutes as designated by the steep decrease in nebulizer flow. However, with the Elegra installed, the nebulizer is stable for well over 30 minutes.

## Stability in Lithium Metaborate



The graphs above demonstrate the benefit of using the Elegra with the real-world application of analyzing fusion samples with 0.5% lithium metaborate by ICP-OES. All three internal standard lines monitored began to drift quickly when no Elegra was used, while their responses were very stable with the Elegra installed.

For more information visit [www.geicp.com](http://www.geicp.com) or contact us at [enquiries@geicp.com](mailto:enquiries@geicp.com)